




SERVICING GUIDE







FOR CLIVUS MULTRUM™ COMPOSTING TANKS









DAILY OR WEEKLY

| | | |
|---|--|--|
|  <p>Clean restroom and toilet fixtures Use only biodegradable cleaners</p> |  <p>Flush urinal piping If applicable, use only biodegradable cleaners</p> |  <p>Add bulking agent About 2L for every 10 toilet uses.</p> |
|---|--|--|

MONTHLY

| | |
|--|--|
|  <p>Check fans, pumps and drains If applicable, maintain proper operation and free flow. There should be no standing liquid visible.</p> |  <p>Inspect chamber – Lower hatch Break up any compressed material under baffle. If full, shovel some material in through top the hatch.</p> |
|  <p>Mix compost pile – Upper hatch Knock down and rake the compost pile. Remove any foreign objects. Add a thin layer of wood shavings.</p> |  <p>Check pile moisture Texture should be moist and crumbly, not sodden or dry. If sodden, check drainage and add additional bulking material. If too dry, add some water.</p> |
|  <p>Remove non-biodegradable materials For proper disposal in trash.</p> |  <p>Add microbes If extreme usage is expected or has occurred, add microbes.</p> |

ANNUALLY

| | |
|--|---|
|  <p>Clean vent system Remove any obstructions such as cobwebs inside ducting.</p> |  <p>Service fan Clean insect screen and assure proper operation.</p> |
|  <p>Clean leachate drain Remove debris and flush with clean water.</p> |  <p>Service pump and float switch If applicable, clean and assure proper functioning.</p> |
|  <p>Remove compost if necessary Only remove material if the pile is within 300mm of the waste chute.</p> |  <p>Check how-to-use signage Replace if necessary to maximise user co-operation.</p> |

SAFETY WEAR

To prevent exposure to infectious human waste or sewage.

| | | |
|--|--|---|
|  <p>Goggles</p> |  <p>Liquid-repellent coveralls</p> |  <p>Waterproof gloves</p> |
|  <p>Face mask or face shield</p> |  <p>Rubber boots</p> |  <p>Vaccinations We recommend these vaccinations are up to date: Hepatitis A & B, Tetanus</p> |