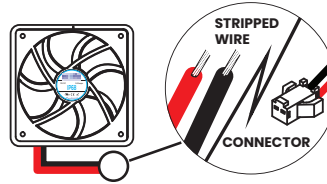


# TRANSFORMER INSTRUCTION SHEET

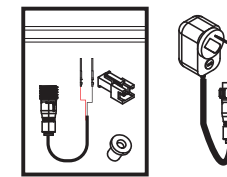
Below are a range of connection options depending on which version you may have.

**UNPLUG THE TRANSFORMER BEFORE INTERACTING WITH THE FAN HOUSING AND TERMINALS.**

## FAN TYPE

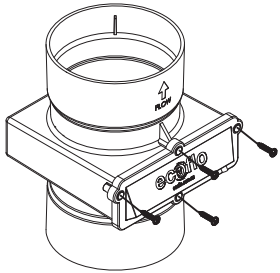


## NEW TRANSFORMER KIT

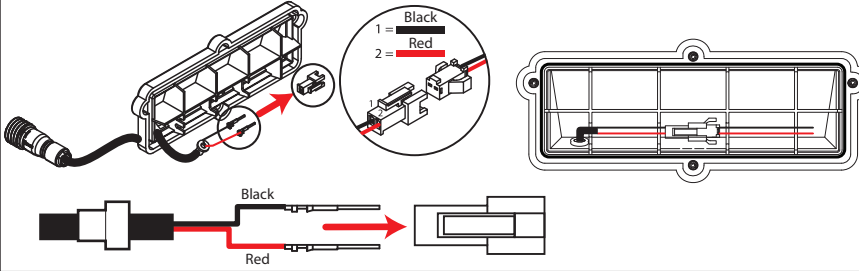


### NEW TRANSFORMER -> FAN WITH CONNECTOR

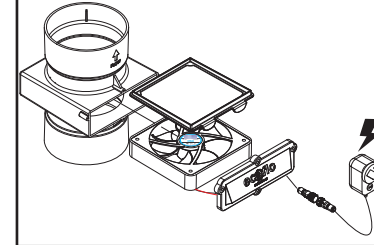
1. Remove the screws from the housing cover.



2. Remove the old transformer cable and unscrew the terminal block. Feed the bridging cable through the hole in the fan cover. Insert the rubber grommet as shown. **ALIGN THE POLARITY WITH THE FAN BEFORE INSERTING THE STEEL TERMINAL PINS INTO THE PLASTIC CONNECTOR.**

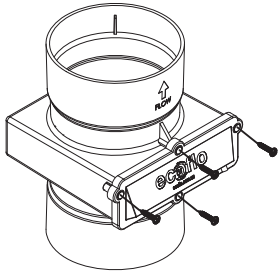


3. Insert the Bug Mesh and fan into the housing. Power on the fan to test the connection. Screw the cover onto the fan housing.

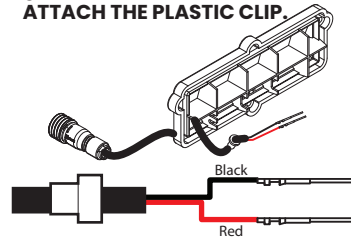


### NEW TRANSFORMER -> FAN WITH STRIPPED WIRE

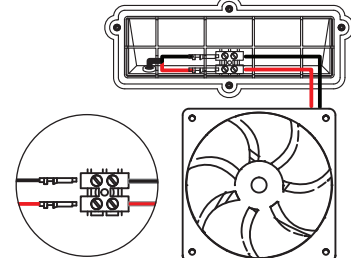
1. Remove the screws from the housing cover.



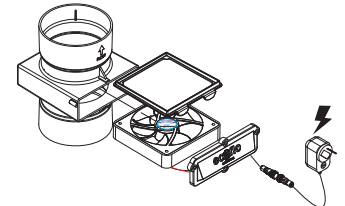
2. Remove the old transformer cable. Feed the bridging cable through the hole in the fan cover. Insert the rubber grommet as shown. **DO NOT ATTACH THE PLASTIC CLIP.**



3. Plug in the terminals into the fan terminal block. Ensure the red and black metal terminals are not touching each other.

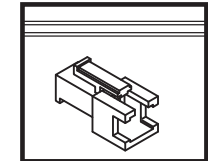


4. Insert the bug mesh into and fan into the housing. Power on the fan to test the connection. Screw the cover onto the fan housing.



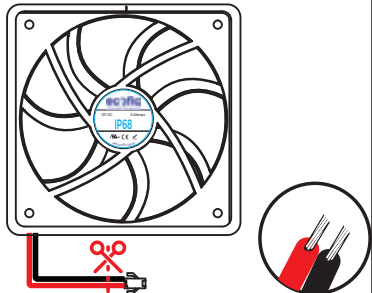
5. Keep the connector in a safe location for future if a fan replacement is required.

Upgrading the fan will make it easier to swap out in future. Refer to steps above.

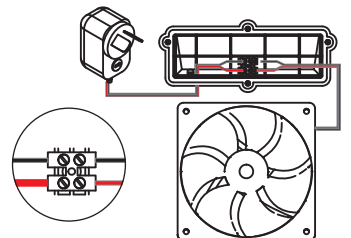


### OLD TRANSFORMER-> FAN WITH CONNECTOR

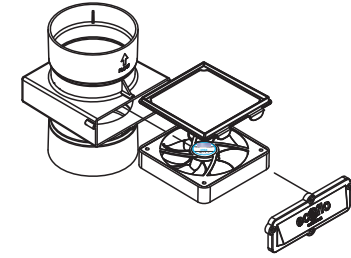
1. Cut the connector from the fan and strip the cable to leave exposed wire.



2. Insert the stripped cable into the terminal block on the fan cover. Power on the fan to test the connection



3. Insert the bug Mesh and fan into the housing. Power on the fan to test the connection. Screw the cover onto the fan housing.



Purchase a new transformer online



Purchase a new fan online